

Mackenzie's Mission Gene & Condition List

What conditions are being screened for in Mackenzie's Mission?

Genetic carrier screening offered through this research study has been carefully developed. It is focused on providing people with information about their chance of having children with a severe genetic condition occurring in childhood. The screening is designed to provide genetic information that is relevant and useful, and to minimise uncertain and unclear information.

How the conditions and genes are selected


The Mackenzie's Mission reproductive genetic carrier screen currently includes approximately 1300 genes which are associated with about 750 conditions. The reason there are fewer conditions than genes is that some genetic conditions can be caused by changes in more than one gene. The gene list is reviewed regularly.

To select the conditions and genes to be screened, a committee comprised of experts in genetics and screening was established including: clinical geneticists, genetic scientists, a genetic pathologist, genetic counsellors, an ethicist and a parent of a child with a genetic condition. The following criteria were developed and are used to select the genes to be included:

- Screening the gene is **technically possible** using currently available technology
- The gene is **known to cause a genetic condition**
- The condition affects people in **childhood**
- The condition has a **serious** impact on a person's quality of life and/or is life-limiting
 - For many of the conditions there is no treatment or the treatment is very burdensome for the child and their family. For some conditions very early diagnosis and treatment can make a difference for the child.

Types of conditions included

The conditions included in the screening vary in the way that they affect people and can involve one or many different parts of the body. Some of the ways that the conditions affect children can include:



Shortened life expectancy

Some conditions screened lead to a shortened life – either causing death in childhood, or with symptoms in childhood and early death in adulthood.

Intellectual disability

Some conditions cause intellectual disability which limits a person's ability to learn and develop independence. In some conditions this is severe – the child with the condition may never learn to walk or talk, whereas in others it is less severe – the child may be able to do many things for him or herself, but may need extra help and may not be able to live independently as an adult.

Physical conditions

Some conditions may affect the person physically, such as causing congenital heart disease or differences in how the limbs develop. In some cases these symptoms may be treatable, whereas in other cases there is no treatment available.

Neurological and muscular conditions

Some conditions are due to a problem with the brain itself, problems with the way the brain sends signals through the spinal cord and nerves to the body, or because the muscles themselves are weak. Sometimes these conditions can get worse over time.


Important information about analysis and reporting of results

In addition to knowing what genes are being screened in Mackenzie's Mission, it is essential to also understand how the results are being analysed and reported. The screening is designed to be offered to a large number of people, with a focus on providing meaningful information that is useful to inform family planning.

Although a gene may be screened through Mackenzie's Mission, as outlined below, there are situations where particular genetic changes may not be analysed or reported:

A focus on severe conditions that occur in childhood

Some genetic conditions may vary in how much they affect people. This is because some genetic changes can have a more severe effect than others. Knowing about a chance of having a child with a mild form of a genetic condition often does not alter parents' reproductive plans and can cause confusion and distress. The focus of screening in this study is to provide information about the genetic chance of having a child with a severe



genetic condition. If a particular change in a gene is only associated with a mild form of the condition, this will not usually be reported to participants.


A ‘couple screen’

In this study, a couple screening approach is used, meaning both biological parents of the pregnancy or planned pregnancy are screened at the same time. We are all genetic carriers for inherited conditions, however, many of the severe genetic conditions that occur in childhood are caused by **both** the biological mother and the biological father being carriers for the same autosomal recessive condition, or the biological mother being a carrier for an X-linked condition. Because of the very large number of genes screened, screening both biological parents at the same time and issuing a combined result provides the most useful information for that couple. If only one partner is a genetic carrier for an autosomal recessive condition/s, this will not be reported. This is because together, the couple will have a low chance of having a child with the condition. It is not practical to issue individual results for every person screened, and the results are most meaningful when combined together. If in the future either person has a new partner, that new couple should consider screening, as the results for the original couple are not relevant to the new couple.

A screening approach

There are many different types of genetic changes that can cause genetic conditions. It is important to understand that even with a ‘low chance’ result, there remains a small chance of a couple having a child with a genetic condition that was screened through Mackenzie’s Mission. The genetic testing offered through this study is referred to as ‘screening’, because the technology used will detect many, but not all, genetic changes causing these conditions.

For fragile X syndrome and spinal muscular atrophy, targeted tests are used (each testing laboratory uses different methods which are described in the Mackenzie’s Mission genetic carrier screening laboratory reports). In some circumstances, fragile X screening may also include AGG interruption analysis. For all other conditions, massively parallel sequencing is used. The testing techniques will not detect all genetic changes in each gene screened. For example, larger sections of extra or missing genetic material (called copy number variants, >50bp) or rearrangements will not be detected, which in some instances may be the main cause, or a major cause of a particular condition; examples include the *DMD*, *F8* and *TANGO2* genes. Additionally, in some cases this screening may not cover all genes associated with a particular genetic condition; this may be because the gene is associated with a mild form of the condition, or there are technical challenges in screening the gene.



Screening results are based on current knowledge

Knowledge about our genes is changing every day. Results from the genetic carrier screening performed through this study are being analysed and interpreted by experienced laboratory scientists. Their interpretation of the genetic information will be based on currently available information. So far, detailed genetic studies have not been done in people from all of the ethnic backgrounds found in the Australian population. This can make it more challenging to interpret some types of genetic results. For people from backgrounds for which there is less information, there may be a higher chance that couples who have an increased chance of having an affected child will not be identified.

When there is a family history of a genetic condition

While genetic carrier screening is relevant to everyone, regardless of whether there is a family history of a genetic condition, there will be some people who take part in this study who have a genetic condition themselves, or who have a relative/s with a genetic condition. It is important for people with a family history of a genetic condition who are wanting to have screening through Mackenzie's Mission to speak to a member of our study genetic counselling team, to determine whether the reproductive genetic carrier screen offered through this study is right for them. **Even if the gene causing the condition in their family is on the Mackenzie's Mission gene list, it is important to clarify whether the screening offered is able to detect the genetic change(s) present in that family.**

Please don't hesitate to contact our study team


Our study team includes experienced genetic counsellors, clinical geneticists and laboratory scientists. We encourage healthcare providers and potential participants to contact us to discuss any queries they may have about the conditions screened through Mackenzie's Mission.

Mackenzie's Mission Study Team

Email: info@mackenziesmission.org.au

Phone: 1800 976 299


Website: mackenziesmission.org.au




List of genes and conditions screened in Mackenzie's Mission

Please note that some genes appear on this list more than once, as changes in some genes can cause more than one different condition.


Condition	Genes
Syndromes with intellectual disability	
Multiple congenital abnormalities with intellectual disability	
Achalasia-addisonianism-alacrimia syndrome	AAAS
Al Kaissi syndrome	CDK10
Athabaskan brainstem dysgenesis syndrome	HOXA1
Arthrogyroposis, intellectual disability, and seizure disorder	SLC35A3
3MC syndrome	COLEC11, MASP1
Bardet-Biedl syndrome	ARL6, BBS1, BBS10, BBS12, BBS2, BBS4, BBS5, BBS7, BBS9, LZTFL1, MKKS, MKS1, SDCCAG8, TTC8
Basel-Vanagait-Smirin-Yosef syndrome	MED25
Behr syndrome	OPA1
Boucher-Neuhauser syndrome	PNPLA6
Bosley-Salih-Alorainy syndrome	HOXA1
Brunner syndrome	MAOA
Goldberg-Shprintzen megacolon syndrome	KIFBP
Borjeson-Forssman-Lehmann syndrome	PHF6
Bloom syndrome	BLM
Partington syndrome	ARX
Pitt-Hopkins-like syndrome	CNTNAP2
Polyhydramnios, megalencephaly, and symptomatic epilepsy	STRADA
PERCHING syndrome	KLHL7
Shaheen syndrome	COG6
Growth retardation, intellectual developmental disorder, hypotonia, and hepatopathy	IARS1
Cataracts, growth hormone deficiency, sensory neuropathy, sensorineural hearing loss, and skeletal dysplasia (CAGSSS)	IARS2
Carey-Fineman-Ziter syndrome	MYMK
Cerebellofaciodental syndrome	BRF1
Craniofacial dysmorphism, skeletal anomalies, and intellectual disability syndrome	TMCO1




CHIME syndrome	PIGL
COACH syndrome	CC2D2A, RPGRIP1L, TMEM67
Cockayne syndrome	ERCC4, ERCC5, ERCC6, ERCC8
Cohen syndrome	VPS13B
Cerebrooculofacioskeletal syndrome (COFS)	ERCC2, ERCC6
Coffin-Lowry syndrome	RPS6KA3
Cowchock syndrome	AIFM1
De Sanctis-Cacchione syndrome	ERCC6
Developmental delay with short stature, dysmorphic features, and sparse hair	DPH1
Donnai-Barrow syndrome	LRP2
DOOR syndrome	TBC1D24
XFE progeroid syndrome	ERCC4
Desmosterolosis	DHCR24
Dyggve-Melchior-Clausen disease	DYM
Elsahy-Waters syndrome	CDH11
Fragile X syndrome	FMR1
Frontometaphyseal dysplasia	FLNA
Galloway-Mowat syndrome	WDR73, OSGEP
Gillespie syndrome	ITPR1
Griscelli syndrome	RAB27A
HSAN2D syndrome	SCN9A
Hypoparathyroidism-retardation-dysmorphism syndrome	TBCE
Hypotonia, infantile, with psychomotor retardation and characteristic facies	TBCK, UNC80, NALCN
Jawad syndrome	RBBP8
Jensen syndrome	TIMM8A
Johanson-Blizzard syndrome	UBR1
IFAP syndrome with or without BRESHECK syndrome	MBTPS2
Immunoskeletal dysplasia with neurodevelopmental abnormalities	EXTL3
Infantile liver failure syndrome	LARS1
Intellectual developmental disorder with dysmorphic facies, seizures, and distal limb anomalies	OTUD6B
Intellectual developmental disorder with cardiac arrhythmia	GNB5
Lujan-Fryns syndrome	MED12
Kohlschutter-tonz syndrome	ROGDI
Ohdo syndrome	MED12




Opitz-Kaveggia syndrome	MED12
Opitz GBBB syndrome	MID1
Oliver-McFarlane syndrome	PNPLA6
Mosaic variegated aneuploidy syndrome	BUB1B
MEHMO syndrome	EIF2S3
Muscular dystrophy, congenital, with cataracts and intellectual disability	INPP5K
Nijmegen breakage syndrome	NBN, RAD50
Nance-Horan syndrome	NHS
Neurodevelopmental disorder with brain anomalies and additional features	PLAA, PRUNE1, VARS1, WDR45B
Multiple congenital anomalies-hypotonia-seizures syndrome	PIGA, PIGN, PIGT
Renpenning syndrome	PQBP1
Salt and pepper developmental regression syndrome	ST3GAL5
Seckel syndrome	ATR, CENPJ, CEP152, RBBP8
SESAME syndrome	KCNJ10
Smith-Lemli-Opitz syndrome	DHCR7
Spastic paraplegia and psychomotor retardation with or without seizures	HACE1
LIG4 syndrome	LIG4
Wieacker-Wolff syndrome	ZC4H2
Alacrima, achalasia, and intellectual disability syndrome	GMPPA
Chudley-McCullough syndrome	GPSM2
Growth retardation, developmental delay, coarse facies, and early death	FTO
Martsolf syndrome	RAB3GAP2
Pierson syndrome	LAMB2
Hemorrhagic destruction of the brain with subependymal calcification and cataracts	JAM3
Hennekam lymphangiectasia-lymphedema syndrome	CCBE1, FAT4
Perlman syndrome	DIS3L2
Temtamy preaxial brachydactyly syndrome	CHSY1
Filippi syndrome	CKAP2L
Fraser syndrome	FRAS1, FREM2
Orofaciodigital syndrome	CPLANE1, C2CD3, DDX59, SERPINH1, TMEM107, TCTN3
Roberts syndrome	ESCO2



SC phocomelia syndrome	ESCO2
Warburg micro syndrome	RAB18, RAB3GAP1, RAB3GAP2
Woodhouse-Sakati syndrome	DCAF17
Van Maldergem syndrome	DCHS1, FAT4
Warsaw breakage syndrome	DDX11
You-Hoover-Fong syndrome	TELO2
Syndromic microcephaly	
Microcephaly, epilepsy, and diabetes syndrome	IER3IP1
Microcephaly, progressive, seizures, and cerebral and cerebellar atrophy	QARS1
Microcephaly-capillary malformation syndrome	STAMPB
Microcephaly, short stature, and impaired glucose metabolism	TRMT10A
Microcephaly, short-stature and endocrine dysfunction	XRCC4
Microcephaly, short stature, and limb abnormalities	DONSON
Microcephaly and chorioretinopathy	TUBGCP4, TUBGCP6
Microcephaly, seizures, spasticity, and brain calcification	PCDH12
X-linked syndromic intellectual disability	
Turner type	HUWE1
Claes-Jensen type	KDM5C
Christianson type	SLC9A6
Siderius type	PHF8
Type 14	UPF3B
CK syndrome	NSDHL
Snyder-Robinson type	SMS
Nascimento type	UBE2A
Raymond type	ZDHHC9
Intellectual disability, truncal obesity, retinal dystrophy, and micropenis	INPP5E
Intellectual disability, X-linked, with cerebellar hypoplasia and distinctive facial appearance	OPHN1
Syndromic brain malformations	
MASA syndrome	L1CAM
CRASH syndrome	L1CAM
Agenesis of the corpus callosum with peripheral neuropathy (Andermann syndrome)	SLC12A6
Acrocallosal syndrome	KIF7



Proud syndrome	ARX
Temtamy syndrome	C12orf57
Cerebroretinal microangiopathy with calcifications and cysts	CTC1
Vici syndrome	EPG5
Proliferative vasculopathy and hydraencephaly-hydrocephaly syndrome	FLVCR2
Neurodevelopmental disorder and structural brain anomalies with or without seizures and spasticity	PTPN23
Syndromic skin conditions with intellectual disability	
Cerebral dysgenesis, neuropathy, ichthyosis, and palmoplantar keratoderma syndrome	SNAP29
Adams-Oliver syndrome	DOCK6, EOGT
Syndromic vision conditions with intellectual disability	
Peter's plus syndrome	B3GLCT
Congenital cataracts, hearing loss, and neurodegeneration	SLC33A1
Knobloch syndrome	COL18A1
Lowe syndrome	OCRL
Kaufman oculocerebrofacial syndrome	UBE3B
Kahrizi syndrome	SRD5A3
Optic atrophy with or without ataxia, intellectual disability, and seizures	RTN4IP1
Norrie disease	NDP
Syndromic growth conditions with intellectual disability	
Simpson-Golabi-Behmel syndrome	OFD1, GPC3
Severe, lethal, neonatal syndromes	
Meckel syndrome	CC2D2A, CEP290, MKS1, NPHP3, RPGRIP1L, TMEM216, TMEM231, TMEM67
Alkuraya-Kucinkas syndrome	KIAA1109
Bowen-Conradi syndrome	EMG1
Fetal akinesia deformation sequence	RAPSN
Lethal congenital contracture syndrome	CNTNAP1, GLE1, GLDN
Ventriculomegaly with cystic kidney disease	CRB2
Hydroletharus syndrome	HYLS1, KIF7
TARP syndrome	RBM10
Rigidity and multifocal seizure syndrome, lethal neonatal	BRAT1



Syndromes without intellectual disability

Multiple pterygium syndrome

Lethal type	CHRNA1, RIPK4
Escobar syndrome	CHRNA1

Multiple congenital abnormalities


Burn-McKeown syndrome	TXNL4A
Bifid nose with or without anorectal and renal anomalies	FREM1
Crisponi syndrome	CRLF1, CLCF1
McKusick-Kaufman syndrome	MKKS
Shwachman-Diamond syndrome	SBDS
Split-hand foot malformation	WNT10B
Werner syndrome	WRN
VACTERL association X-linked	ZIC3
Lipodystrophy, congenital generalized	BSCL2, CAVIN1
Wolfram syndrome	CISD2, WFS1
Urofacial syndrome	HPSE2, LRIG2

Syndromic skin and skeletal conditions


Rothmund-Thomson syndrome	RECQL4
Alstrom syndrome	ALMS1
GAPO syndrome	ANTXR1
HELIX syndrome	CLDN10
Haim-Munk syndrome	CTSC
Laryngoonychocutaneous syndrome	LAMA3
Miller syndrome	DHODH
Macrocephaly, alopecia, cutis laxa, and scoliosis	RIN2
Mandibuloacral dysplasia with type B lipodystrophy	ZMPSTE24
Dyskeratosis congenita	DKC1, RTEL1, WRAP53
Papillon-Lefevre syndrome	CTSC
Spondyloocular syndrome	XYLT2
Treacher-Collins syndrome	POLR1C
Schimke immunosseous dysplasia	SMARCAL1

Syndromic vision and hearing conditions


Usher syndrome	ADGRV1, CDH23, CLRN1, MYO7A, PCDH15, USH1C, USH1G, USH2A, WHRN
Retinitis pigmentosa with skeletal anomalies	CWC27




Jalili syndrome	CNNM4
Syndromic vision and renal conditions	
Senior-Loken syndrome	CEP290, NPHP1, NPHP4, SDCCAG8, IQCB1, WDR19
Mitochondrial conditions	
Conditions affecting multiple body systems	
Combined oxidative phosphorylation deficiency	AARS2, C12orf65, CARS2, FARS2, ELAC2, GFM1, GTPBP3, MTFMT, MTO1, NARS2, RMND1, TSFM, TUFM, VARS2, TRIT1, EARS2
Leigh and Leigh-like syndrome	
Mitochondrial complex I deficiency	ACAD9, FOXRED1, NUBPL, NDUFA1, NDUFAF2, NDUFAF5, NDUFAF6, NDUFA10, NDUFA11, NDUFS6, NDUFS4, NDUFS2, NDUFS7, NDUFS8, NDUFS1, NDUFV1, NDUFV2
Leigh syndrome due to cytochrome c oxidase deficiency	COX15
Leigh syndrome, French Canadian type	LRPPRC
Other mitochondrial conditions	
Mitochondrial complex II deficiency	SDHAF1
Mitochondrial complex III deficiency	BCS1L, LYRM7, TTC19, UQCRQ
Mitochondrial complex IV deficiency	COX10, COA8, COX20, SURF1, PET100
Mitochondrial complex V deficiency	TMEM70
Mitochondrial DNA depletion syndrome	DGUOK, FBXL4, MGME1, MPV17, RRM2B, SUCLA2, SUCLG1, TK2, TWNK, TYMP
Mitochondrial recessive ataxia syndrome (includes SANDO and SCAE)	TWNK
Multiple mitochondrial dysfunctions syndrome	BOLA3, IBA57, ISCA2, NFU1
Cardioencephalomyopathy, fatal infantile, due to cytochrome c oxidase deficiency 2	COX15, SCO2
Sideroblastic anaemia with B-cell immunodeficiency, periodic fevers, and developmental delay	TRNT1
Leukoencephalopathy with brain stem and spinal cord involvement and lactate elevation	DARS2
Hyperuricemia, pulmonary hypertension, renal failure, and alkalosis (HUPRA syndrome)	SARS2
HSD10 disease	HSD17B10
Mohr-Tranebjaerg syndrome	TIMM8A




Mitochondrial neurodevelopmental disorder, with abnormal movements and lactic acidosis	WARS2
Myopathy, lactic acidosis, and sideroblastic anaemia	PUS1, LARS2, YARS2
Myopathy, mitochondrial, and ataxia	MSTO1
Mitochondrial short-chain enoyl-CoA hydratase 1 deficiency	ECHS1
Lysosomal storage disorders	
Mannosidosis	
Alpha	MAN2B1
Beta	MANBA
Mucopolysaccharidosis	
Mucopolysaccharidosis	GALNS, GNS, GUSB, IDS, IDUA
Type VI (Maroteaux-Lamy)	ARSB
Type IVB (Morquio)	GLB1
Type IIIA (Sanfilippo A)	SGSH
Type IIIB (Sanfilippo B)	NAGLU
Type IIIC (Sanfilippo C)	HGSNAT
Cystinosis	
Atypical nephropathic	CTNS
Nephropathic	CTNS
Late-onset juvenile or adolescent nephropathic	CTNS
Ocular non-nephropathic	CTNS
Other lysosomal storage disorders	
Galactosialidosis	CTSA
Yunis-Varon syndrome	FIG4
Fucosidosis	FUCA1
Farber lipogranulomatosis	ASAH1
Glycogen storage disease (Pompe)	GAA
Geleophysic dysplasia	ADAMTSL2
Krabbe disease	GALC, PSAP
Fabry disease	GLA
GM1-gangliosidosis	GLB1
GM2-gangliosidosis	HEXA, GM2A
Metachromatic leukodystrophy	ARSA, PSAP
Mucopolysaccharidosis	GNPTAB, GNPTG, MCOLN1
Polyglucosan body myopathy 1 with or without immunodeficiency	RBCK1




Tay-Sachs disease	HEXA
Sandhoff disease	HEXB
Chediak-Higashi syndrome	LYST
Aspartylglucosaminuria	AGA
Schindler disease	NAGA
Sialidosis	NEU1
Combined SAP deficiency	PSAP
Marinesco-Sjogren syndrome	SIL1
Sialic acid storage disorder	SLC17A5
Niemann-Pick disease	NPC1, NPC2, SMPD1
Metabolic conditions	
Peroxisome biogenesis disorders	
Including Zellweger syndrome, neonatal adrenoleukodystrophy and infantile Refsum disease	PEX1, PEX10, PEX11B, PEX12, PEX13, PEX16, PEX2, PEX26, PEX3, PEX5, PEX6, PEX7
Organic acidemias	
Argininosuccinic aciduria	ASL
3-methylglutaconic aciduria	AUH, CLPB, DNAJC19, HTRA2, OPA3, SERAC1
D-2-hydroxyglutaric aciduria	D2HGDH
Glutaric aciduria	GCDH
D-glyceric aciduria	GLYCTK
L-2-hydroxyglutaric aciduria	L2HGDH
Methylmalonic aciduria	MMADHC, MMUT
Methylmalonic aciduria and homocystinuria	LMBRD1, MMACHC, MMADHC
Alpha-methylacetoacetic aciduria	ACAT1
Methylmalonic aciduria, vitamin B12-responsive	MMAA, MMAB
Mevalonic aciduria	MVK
Combined D-2- and L-2-hydroxyglutaric aciduria	SLC25A1
Isovaleric acidemia	IVD
Glutaric acidemia	ETFA, ETFB, ETFDH
Other metabolic conditions	
Adenylosuccinase deficiency	ADSL
Arts syndrome	PRPS1
Chanarin-Dorfman syndrome	ABHD5
Galactosemia	GALT




Glycogen storage disease	AGL, G6PC, GYS2, GBE1, LDHA, PFKM, SLC37A4
GABA-transaminase deficiency	ABAT
Fanconi-Bickel syndrome	SLC2A2
Hyperinsulinemic hypoglycemia	ABCC8, HADH, KCNJ11
Hyperoxaluria	AGXT
Hypermanganesemia with dystonia	SLC39A14
Succinic semialdehyde dehydrogenase deficiency	ALDH5A1
Fructose intolerance	ALDOB
Congenital disorders of glycosylation	ALG1, ALG11, ALG12, ALG3, ALG6, ALG8, ALG9, CCDC115, COG6, COG7, DOLK, DPAGT1, MGAT2, MPI, PGM1, PMM2, RFT1, SLC39A8, SSR4, SRD5A3, TMEM165
Congenital disorder of deglycosylation	NGLY1
Glycine encephalopathy	AMT, GLDC
Glycosylphosphatidylinositol biosynthesis defect	GPAA1
Argininemia	ARG1
Asparagine synthetase deficiency	ASNS
Canavan disease	ASPA
Citrullinemia	ASS1, SLC25A13
Chylomicron retention disease	SAR1B
Menkes disease and occipital horn syndrome	ATP7A
Maple syrup urine disease	BCKDHA, BCKDHB, DBT
Branched-chain ketoacid dehydrogenase kinase deficiency	BCKDK
GRACILE syndrome	BCS1L
Homocystinuria	MMADHC, MTHFR, MTR, MTRR
Lysinuric protein intolerance	SLC7A7
Proteinuria	CLCN5
Prolidase deficiency	PEPD
Hypomagnesemia	CLDN19, SLC30A10, TRPM6
Coenzyme Q10 deficiency	COQ2, COQ4, COQ6, COQ8A
Carbamoylphosphate synthetase I deficiency	CPS1
CPT 2 deficiency	CPT1A, CPT2
Methemoglobinemia	CYB5R3
Metabolic encephalomyopathic crises, recurrent, with rhabdomyolysis, cardiac arrhythmias, and neurodegeneration	TANGO2




Lipid storage myopathy due to flavin adenine dinucleotide synthetase deficiency	FLAD1
Medium-chain acyl-CoA dehydrogenase (MCAD) deficiency	ACADM
Peroxisomal acyl-CoA oxidase deficiency	ACOX1
17-alpha-hydroxylase deficiency	CYP17A1
17,20-lyase deficiency	CYP17A1
Cerebrotendinous xanthomatosis	CYP27A1
Aromatic L-amino acid decarboxylase deficiency	DDC
Dihydrolipoamide dehydrogenase deficiency	DLD
Wolcott-Rallison syndrome	EIF2AK3
Hypophosphatemic rickets	ENPP1
Hyperphosphatasia with intellectual disability syndrome	PIGV, PIGO, PGAP2, PGAP3
Ethylmalonic encephalopathy	ETHE1
Tyrosinemia	FAH, HPD
Fructose-1,6-bisphosphatase deficiency	FBP1
Fumarase deficiency	FH
Glutamate formiminotransferase deficiency	FTCD
Cerebral creatine deficiency syndrome	GAMT, GATM, SLC6A8
Gaucher disease	GBA, PSAP
Glycerol kinase deficiency	GK
Molybdenum cofactor deficiency	GPHN, MOCS1, MOCS2
Glutathione synthetase deficiency	GSS
3-hydroxyacyl-CoA dehydrogenase deficiency	HADH
LCHAD deficiency	HADHA
Trifunctional protein deficiency	HADHA, HADHB
Hemochromatosis	HAMP, HJV
3-hydroxyisobutryl-CoA hydrolase deficiency	HIBCH
Holocarboxylase synthetase deficiency	HLCS
HMG-CoA lyase deficiency	HMGCL
HMG-CoA synthase-2 deficiency	HMGCS2
Lesch-Nyhan syndrome	HPRT1
D-bifunctional protein deficiency	HSD17B4
Leprechaunism	INSR
Norum disease	LCAT
Lactate dehydrogenase-B deficiency	LDHB
Familial hypercholesterolemia	LDLR, LDLRAP1



Pyruvate dehydrogenase lipoic acid synthetase deficiency	LIAS
Cholesteryl ester storage disease	LIPA
Wolman disease	LIPA
Lipoyltransferase 1 deficiency	LIPT1
Lipoprotein lipase deficiency	LPL
Malonyl-CoA decarboxylase deficiency	MLYCD
Abetalipoproteinemia	MTTP
N-acetylglutamate synthase deficiency	NAGS
N-terminal acetyltransferase deficiency	NAA10
Ornithine transcarbamylase deficiency	OTC
Phenylketonuria (PKU)	PAH
Pyruvate carboxylase deficiency	PC
Hyperphenylalaninemia	PTS, QDPR, DNAJC12
Propionicacidemia	PCCA, PCCB
Proprotein convertase 1 deficiency	PCSK1
Pyruvate dehydrogenase deficiency	PDHA1, PDHB, PDP1
Phosphoglycerate kinase 1 deficiency	PGK1
Phosphoglycerate dehydrogenase deficiency	PHGDH
Refsum disease	PHYH
Pyruvate kinase deficiency	PKLR
Plasminogen deficiency	PLG
Dysplasminogenemia	PLG
Pyridoxamine 5'-phosphate oxidase deficiency	PNPO
Phosphoribosylpyrophosphate synthetase superactivity	PRPS1
Phosphoserine phosphatase deficiency	PSPH
Neu-Laxova syndrome	PHGDH, PSAT1
Riboflavin transport deficiency syndrome	SLC52A2, SLC52A3
Tumoral calcinosis, normophosphatemic	SAMD9
Lathosterolosis	SC5D
Emphysema-cirrhosis, due to AAT deficiency	SERPINA1
Hemorrhagic diathesis due to antithrombin Pittsburgh	SERPINA1
Monocarboxylate transporter 1 deficiency	SLC16A1
Thiamine metabolism dysfunction syndrome	SLC19A2, SLC19A3, SLC25A19, TPK1
Carnitine deficiency	SLC22A5
Hyperornithinemia-hyperammonemia-homocitrullinemia syndrome	SLC25A15
Acrodermatitis enteropathica	SLC39A4



Multiple sulfatase deficiency	SUMF1
Salla disease	SLC17A5
Sjogren-Larsson syndrome	ALDH3A2
Sulfite oxidase deficiency	SUOX
Transaldolase deficiency	TALDO1
Barth syndrome	TAZ
Adrenocorticotrophic hormone deficiency	TBX19
Transcobalamin II deficiency	TCN2
Hemolytic anaemia due to triosephosphate isomerase deficiency	TPI1
Crigler-Najjar syndrome	UGT1A1
Orotic aciduria	UMPS
VLCAD deficiency	ACADVL
Wilson disease	ATP7B
Endocrine conditions	
Congenital adrenal hyperplasia*	
Severe salt wasting type	CYP11A1, CYP11B2, NR0B1, POU1F1, PROP1, HSD3B2
Lipoid type	STAR
<i>*Excludes 21-hydroxylase deficiency, as the CYP21A2 gene is not screened for technical reasons</i>	
Diabetes mellitus	
Neonatal, with congenital hypothyroidism	GLIS3
Insulin-resistant, with acanthosis nigricans	INSR
Other endocrine conditions	
Disordered steroidogenesis due to cytochrome P450 oxidoreductase	POR
Glucocorticoid deficiency	MC2R, MRAP, NNT
Growth hormone deficiency with pituitary anomalies	HESX1
Hyperparathyroidism, neonatal severe	CASR
Hypothyroidism, congenital	TSHB
Insulin-like growth factor resistance	IGF1R
Laron syndrome	GHR
Obesity, morbid, due to leptin deficiency	LEP
Pituitary hormone deficiency	HESX1, LHX3
Proopiomelanocortin (POMC) deficiency	POMC
Rabson-Mendenhall syndrome	INSR



Neurological conditions

White matter disorders


Adrenoleukodystrophy	ABCD1
Aicardi-Goutieres syndrome	ADAR, RNASEH2A, RNASEH2B, RNASEH2C, SAMHD1, TREX1
Leukodystrophy, hypomyelinating	AIMP1, FAM126A, GJC2, HSPD1, POLR3A, POLR3B, PYCR2, RARS1, UFM1, VPS11
Leukoencephalopathy with ataxia	CLCN2
Leukoencephalopathy with vanishing white matter	EIF2B1, EIF2B2, EIF2B3, EIF2B4, EIF2B5
Leukoencephalopathy, brain calcifications, and cysts	SNORD118
Leukoencephalopathy, cystic, without megalencephaly	RNASET2
Megalencephalic leukoencephalopathy with subcortical cysts	HEPACAM, MLC1
Hypomyelination with brainstem and spinal cord involvement and leg spasticity (HBSL)	DARS1
Pelizaeus-Merzbacher disease	PLP1

Congenital brain malformations

Pontocerebellar hypoplasia	AMPD2, CLP1, EXOSC3, EXOSC8, RARS2, SEPSECS, TBC1D23, TOE1, TSEN2, TSEN54, VPS53, VRK1
Lissencephaly	ARX, KATNB1, LAMB1, NDE1, DCX, TMTC3
Joubert syndrome	AHI1, ARL13B, CC2D2A, CEP290, CEP41, CPLANE1, CSPP1, INPP5E, KIF7, NPHP1, OFD1, RPGRIP1L, TCTN2, TCTN3, TMEM138, TMEM216, TMEM231, TMEM237, TMEM67
Polymicrogyria	ADGRG1, RTTN
Septo-optic dysplasia	HESX1
Band heterotopia	DCX, EML1
Band-like calcification with simplified gyration and polymicrogyria	OCLN
Cerebellar hypoplasia and intellectual disability with or without quadrupedal locomotion	VLDLR
Periventricular heterotopia with microcephaly	ARFGEF2
Poretti-Boltshauser syndrome	LAMA1
Cortical malformations, occipital	LAMC3

Microcephaly

Isolated	ASPM, CDK5RAP2, CENPJ, CEP152, CIT, KIF14, KNL1, MCPH1, MFSD2A, MED17, PNKP, SLC25A19, STIL, WDR62, ZNF335
----------	--



Hydrocephalus


Non-syndromic hydrocephalus	L1CAM, CCDC88C, MPDZ
Hydrocephalus with congenital idiopathic intestinal pseudoobstruction	L1CAM
Hydrocephalus due to aqueductal stenosis	L1CAM
Hydrocephalus with Hirschsprung disease	L1CAM

Neurodegenerative conditions

Neuronal ceroid lipofuscinoses	CLN3, CLN5, CLN6, CLN8, CTSD, CTSF, MFSD8, PPT1, TPP1
Parkinson disease, juvenile-onset	DNAJC6, FBXO7, PLA2G6, ATP13A2
Encephalopathy, progressive	BSCL2, TBCD, NAXE
Moyamoya disease	GUCY1A1
Neurodegeneration with brain iron accumulation	C19orf12, PANK2, PLA2G6
Neurodegeneration due to cerebral folate transport deficiency	FOLR1
Neurodegeneration with ataxia, dystonia, and gaze palsy, childhood-onset	SQSTM1
Neurodegeneration, stress-induced, with variable ataxia and seizures	ADPRS
Infantile or childhood-onset striatonigral degeneration	NUP62, VAC14
PEHO syndrome	ZNHIT3
Infantile cerebellar-retinal degeneration	ACO2
Infantile neuroaxonal dystrophy 1	PLA2G6
Spastic tetraplegia, thin corpus callosum, and progressive microcephaly	SLC1A4
Troyer syndrome	SPART

Ataxias

Ataxia-telangiectasia	ATM, MRE11
Ataxia, early-onset, with oculomotor apraxia and hypoalbuminemia	APTX
Ataxia, cerebellar, Cayman type	ATCAY
Ataxia, posterior column, with retinitis pigmentosa	FLVCR1
Ataxia-oculomotor apraxia 4	PNKP
Ataxia with isolated vitamin E deficiency	TTPA
Cerebellar ataxia, cognitive disability, and disequilibrium (CAMRQ)	WDR81, ATP8A2
Spastic ataxia	KIF1C, MARS2, NKX6-2, SACS
Spinocerebellar ataxia	GRM1, PMPCA, SETX, SNX14, STUB1, SCYL1, TPP1, WWOX



Movement disorders

Choreoacanthocytosis	VPS13A
Dystonia	COL6A3, PRKRA
Dystonia, dopa-responsive, due to sepiapterin reductase deficiency	SPR
Dystonia, DOPA-responsive, with or without hyperphenylalaninemia	GCH1
Parkinsonism-dystonia, infantile	SLC6A3
Segawa syndrome	TH

Epilepsy


Epilepsy, pyridoxine-dependent	ALDH7A1
Epileptic encephalopathy, early infantile	AP3B2, ARV1, ARX, ARHGEF9, DENND5A, FRRS1L, MECP2, SLC13A5, SLC12A5, SLC25A22, TBC1D24, UBA5, WWOX
Epilepsy, progressive myoclonic	CSTB, EPM2A, GOSR2, KCTD7, NHLRC1, PRICKLE1, SCARB2, TBC1D24
Hyperekplexia	ATAD1, SLC6A5
Epilepsy, early-onset, vitamin B6-dependent	PLPBP
Epilepsy, X-linked, with variable learning disabilities and behaviour disorders	SYN1
Epilepsy, hearing loss, and intellectual disability syndrome	SPATA5
Cortical dysplasia-focal epilepsy syndrome	CNTNAP2
Amish infantile epilepsy syndrome	ST3GAL5

Intellectual disability

Non-syndromic intellectual disability, X-linked	AP1S2, ARX, ATRX, BRWD3, CASK, CLCN4, CUL4B, DLG3, FTSJ1, GDI1, HCFC1, IL1RAPL1, IQSEC2, MECP2, NEXMIF, NLGN4X, PAK3, RAB39B, RLIM, SLC16A2, SYP, THOC2, TSPAN7, USP9X, ZNF711
Non-syndromic intellectual disability, autosomal recessive	ADAT3, CC2D1A, ELP2, GPT2, HERC2, KPTN, LINS1, MAN1B1, MBOAT7, MED23, METTL23, NSUN2, PGAP1, PIGG, TRAPPC9, TTI2, TUSC3
Intellectual developmental disorder with microcephaly and short stature	PUS7

Other neurological conditions

Sensorineural hearing loss, premature ovarian failure (females), variable intellectual disability, spasticity, ataxia	CLPP
---	------



Cutaneous conditions

Ichthyosis

Ichthyosis, congenital, autosomal recessive	ABCA12, ALOX12B, ALOXE3, CERS3, CYP4F22, NIPAL4, TGM1
Ichthyosis, leukocyte vacuoles, alopecia, and sclerosing cholangitis	CLDN1
Epidermolytic hyperkeratosis	KRT10

Cutis laxa

Cutis laxa, autosomal recessive	ALDH18A1, ATP6V0A2, EFEMP2, FBLN5, LTBP4, PYCR1
---------------------------------	---

Ectodermal dysplasia

Ectodermal dysplasia, ectrodactyly and macular dystrophy	CDH3
Ectodermal dysplasia	EDA, EDAR, IKBKG, KRT85

Cutaneous conditions affecting the nervous system

Xeroderma pigmentosum	ERCC2, ERCC4, ERCC5, XPA, XPC
-----------------------	-------------------------------

Other cutaneous conditions

Kindler syndrome	FERMT1
Epidermolysis bullosa	COL7A1, COL17A1, DSP, ITGA6, ITGB4, KRT14, KRT5, LAMA3, LAMB3, LAMC2, PLEC
Hyaline fibromatosis syndrome	ANTXR2
Porokeratosis 3, disseminated superficial actinic	MVK
Keratosis linearis with ichthyosis congenital and sclerosing keratoderma	POMP
Netherton syndrome	SPINK5
Poikilderma with neutropenia	USB1
Restrictive dermopathy, lethal	LMNA, ZMPSTE24
Trichothiodystrophy	ERCC2, GTF2H5, MPLKIP
Transient bullous of the newborn	COL7A1


Respiratory conditions

Surfactant conditions

Surfactant metabolism dysfunction, pulmonary	ABCA3, SFTPB
--	--------------

Ciliary dyskinesia


Ciliary dyskinesia, primary	ARMC4, CCDC103, CCDC114, CCDC39, CCDC40, CCNO, DNAAF1, DNAAF3, DNAAF4, DNAAF5, DNAAF6*, GAS8,
-----------------------------	---




HYDIN, LRRC6, RSPH1, RSPH4A, RSPH9, SPAG1, ZMYND10

**Formerly known as PIH1D3*


Ciliary dyskinesia, primary, with or without situs inversus	DNAH11, DNAH5, DNAI1, DNAI2
Other respiratory conditions	
Cystic fibrosis	CFTR
Pulmonary veno-occlusive disease	EIF2AK4
Interstitial lung and liver disease	MARS1
Immunological conditions	
Chronic granulomatous disease	
Deficiency of NCF-1	NCF1
Deficiency of NCF-2	NCF2
Deficiency of CYBA	CYBA
X-linked	CYBB
Combined cellular and humoral immune defects with granulomas	RAG1, RAG2
Complement deficiencies	
C1q	C1QA, C1QB, C1QC
C3	C3
C5	C5
C6	C6
C7	C7
C8	C8B
Factor D	CFD
Factor H	CFH
Factor I	CFI
Immunodeficiencies	
Immunodeficiency	ATP6AP1, CARD11, CD3D, CTPS1, DOCK2, ICOS, IKBKB, IL12RB1, IL17RA, LAT, LRBA, MALT1, ORAI1, PGM3, RORC, STIM1, TYK2
Mycobacteriosis	CYBB, IFNGR1, IFNGR2, STAT1
Purine nucleoside phosphorylase deficiency	PNP
Hyper-IgM	CD40, CD40LG
Hyper-IgD syndrome	MVK
Hyper-IgE recurrent infection syndrome	DOCK8
Centromeric instability-facial anomalies syndrome	DNMT3B, ZBTB24




Combined immunodeficiency, moderate	IL2RG
Combined immunodeficiency and megaloblastic anaemia with or without hyperhomocysteinemia	MTHFD1
Neutropenia	
Severe, congenital	G6PC3, HAX1, JAGN1, VPS45, WAS
Severe combined immunodeficiencies	
Severe combined immunodeficiency	IL2RG
Adenosine deaminase deficiency	ADA
With microcephaly, growth retardation, and sensitivity to ionizing radiation	NHEJ1
Athabaskan type	DCLRE1C
B cell-negative	RAG1, RAG2
T-cell negative, B-cell/natural killer cell-positive type	IL7R, JAK3
Reticular dysgenesis	AK2
Other immunological conditions	
Agammaglobulinemia	BTK, IGHM
Autoimmune disease, multisystem, with facial dysmorphism	ITCH
Autoinflammation, lipodystrophy, and dermatosis syndrome	PSMB8
Bone marrow failure syndrome	ERCC6L2, DNAJC21
Bare lymphocyte syndrome	CIITA, RFXAP, TAP1
Candidiasis, familial	CARD9
Histiocytosis-lymphadenopathy plus syndrome	SLC29A3
Hemophagocytic lymphohistiocytosis	PRF1, STX11, STXBP2, UNC13D
Hepatic veno-occlusive disease with immunodeficiency	SP110
Interleukin 1 receptor antagonist deficiency	IL1RN
Immunodysregulation, polyendocrinopathy, and enteropathy	FOXP3
Leukocyte adhesion deficiency	FERMT3, ITGB2
Lymphoproliferative syndrome	CD27, ITK, SH2D1A, XIAP
MHC class II deficiency, complementation group B	RFXANK
Natural killer cell and glucocorticoid deficiency with DNA repair defect	MCM4
Platelet abnormalities with eosinophilia and immune-mediated inflammatory disease	ARPC1B
Properdin deficiency	CFP
Pyogenic bacterial infections, recurrent, due to MYD88 deficiency	MYD88
Selective T-cell defect	ZAP70



T-cell immunodeficiency, congenital alopecia, and nail dystrophy	FOXN1
Darsun syndrome	G6PC3
Majeed syndrome	LPIN2
Omenn syndrome	DCLRE1C, RAG1, RAG2
Wiskott-Aldrich syndrome	WAS
Gastrointestinal conditions	
Severe congenital diarrhea	
With tufting enteropathy, congenital	EPCAM
Secretory chloride, congenital	SLC26A3
Secretory sodium, congenital,	SPINT2, SLC9A3
Protein-losing enteropathy type	DGAT1
Hepatic conditions	
Cholestasis, progressive familial intrahepatic	ABCB11, ABCB4, ATP8B1, TJP2
Hepatic lipase deficiency	LIPC
Porphyria	ALAD, UROS
Liver failure, transient infantile	TRMU
Hypercholanaemia	TJP2
Other gastrointestinal conditions	
Microvillus inclusion disease	MYO5B
Bile acid synthesis defect, congenital	AKR1D1, CYP7B1, HSD3B7
Congenital short bowel syndrome	CLMP, FLNA
Complement hyperactivation, angiopathic thrombosis, and protein-losing enteropathy	CD55
Meconium ileus	GUCY2C
Mitchell-Riley syndrome	RFX6
Chronic atrial and intestinal dysrhythmia	SGO1
Inflammatory bowel disease, congenital, severe	IL10RA, IL10RB
Trichohepatoenteric syndrome	SKIV2L, TTC37
Folate malabsorption, hereditary	SLC46A1
Gastrointestinal defects and immunodeficiency syndrome	TTC7A
Hyperbilirubinemia, familial transient neonatal	UGT1A1
Haematological conditions	
Anaemia	
Sideroblastic, with ataxia	ABCB7
Anaemia, sideroblastic, pyridoxine-refractory	SLC25A38



Dyserythropoietic anaemia	SEC23B
Haemolytic anaemia due to hexokinase deficiency	HK1
Fanconi anaemia	ERCC4, FANCA, FANCB, FANCC, FANCD2, FANCE, FANCF, FANCG, FANCI, FANCL, UBE2T
Clotting conditions	
Hypoprothrombinemia	F2
Factor V deficiency	F5
Factor VII deficiency	F7
Haemophilia A	F8
Haemophilia B	F9
Afibrinogenemia Dysfibrinogenemia Hypodysfibrinogenemia Hypofibrinogenemia	FGA, FGB, FGG
Combined factor V and VIII deficiency	LMAN1, MCFD2
Thrombotic thrombocytopenic purpura	ADAMTS13
Thrombocytopenia, congenital amegakaryocytic	MPL
Thrombophilia	PROC, PROS1
von Willebrand disease	VWF
Thrombocytopenia, X-linked	WAS
Other haematological conditions	
Vitamin K-dependent clotting factors, combined deficiency of	VKORC1
Beta thalassemia	HBB
Sickle cell disease	HBB
Atransferrinemia	TF
Cardiovascular conditions	
Arrhythmias	
Ventricular tachycardia, catecholaminergic polymorphic	CASQ2
Jervell and Lange-Nielsen syndrome	KCNQ1
Ventricular tachycardia, catecholaminergic polymorphic with or without muscle weakness	TRDN
Cardiomyopathies	
Cardiomyopathy, dilated, with woolly hair and keratoderma (Naxos disease)	DSP, JUP
Dilated cardiomyopathy	FKTN



Structural cardiovascular conditions

Arterial calcification of infancy	ENPP1
Cardiac valvular dysplasia, X-linked	FLNA
Right atrial isomerism	GDF1
Hypoplastic left heart syndrome	GJA1
Arterial tortuosity syndrome	SLC2A10
Heterotaxy, visceral	ZIC3, MMP21
Congenital heart defects	ZIC3

Other cardiovascular conditions

Sudden cardiac failure, infantile	PPA2
-----------------------------------	------

Renal conditions

Syndromic renal conditions

Alport syndrome	COL4A3, COL4A4, COL4A5
Dent disease	OCRL, CLCN5
Renal tubular acidosis with other abnormalities	ATP6V1B1, SLC4A4, SLC4A1
Bartter syndrome	BSND, CLCNKB, KCNJ1, SLC12A1
Renal-hepatic-pancreatic dysplasia	NPHP3, NEK8
Polycystic kidney and hepatic disease	PKHD1
Nephrotic syndrome	COQ8B, DGKE, LAMB2, NPHS1, NPHS2, NUP107, NUP93, PLCE1, SGPL1

Tubular conditions

Renal tubular dysgenesis	ACE, AGT, REN
Renal tubular acidosis	ATP6V0A4


Other renal conditions

Focal segmental glomerulosclerosis	CRB2
Pseudohypoaldosteronism	SCNN1A, SCNN1B
Nephronophthisis and related conditions	ANKS6, DCDC2, INVS, MAPKBP1, NPHP1, NPHP3, NPHP4, TMEM67, TTC21B, WDR19
Nephrogenic diabetes insipidus	AQP2

Neuromuscular conditions

Atrophy

Spinal muscular atrophy with progressive myoclonic epilepsy	ASAH1
Spinal muscular atrophy	SMN1, UBA1
Spinal muscular atrophy with congenital bone fractures	ASCC1



Arthrogryposis


Arthrogryposis, distal	ECEL1, PIEZO2
Arthrogryposis lethal with anterior horn cell disease	GLE1
Arthrogryposis, renal dysfunction, and cholestasis	VIPAS39, VPS33B
Arthrogryposis multiplex congenita	LG14

Dystrophy


Limb-girdle muscular dystrophy	CAPN3, DYSF, PLEC, SGCA, SGCB, SGCD, SGCG, TCAP, TRAPPC11, TRIM32, TTN
Muscular dystrophy-dystroglycanopathy	B3GALNT2, CRPPA, FKR1, FKTN, GMPPB, LARGE1, POMGNT1, POMGNT2, POMK, POMT1, POMT2, RXYLT1
Muscular dystrophy, congenital	CHKB, LAMA2
Ullrich congenital muscular dystrophy	COL6A1, COL6A2, COL6A3
Duchenne muscular dystrophy	DMD <i>*In VIC and NSW, most DMD carriers are unable to be detected due to limitations in testing technology</i>
Becker muscular dystrophy	DMD <i>*As above</i>
Emery-Dreifuss muscular dystrophy	EMD, FHL1, LMNA
Muscular dystrophy, rigid spine	SELENON

Myopathy

Myopathy, congenital	ACTA1
Nemaline myopathy	ACTA1, CFL2, KLHL40, KLHL41, LMOD3, NEB, TNNT1, TPM3
Myopathy, centronuclear, autosomal recessive	BIN1, SPEG
Distal myopathy	DYSF
Myopathy with extrapyramidal signs	MICU1
Myopathy, X-linked	FHL1
Myopathy, X-linked, with excessive autophagy	VMA21
Inclusion body myopathy	GNE
Myopathy, areflexia, respiratory distress, and dysphagia, early-onset	MEGF10
Myotubular myopathy, X-linked	MTM1
Minicore myopathy	RYR1
Myopathy, myofibrillar	KY, PYROXD1
Central core disease	RYR1
Myopathy, early-onset, with fatal cardiomyopathy	TTN



CAP myopathy	TPM3
Myasthenia	
Myasthenic syndrome	AGRN, ALG2, CHAT, CHRNA1, CHRND, CHRNE, COLQ, DOK7, DPAGT1, GFPT1, IGHMBP2, MUSK, RAPSN, SLC5A7
Neuropathy	
Charcot-Marie-Tooth disease	FGD4, FIG4, GDAP1, LMNA, MFN2, MPZ, MTMR2, NDRG1, PRPS1, PRX, SBF2, SH3TC2
Dysautonomia, familial	ELP1
Insensitivity to pain, congenital	SCN9A, NTRK1
Neuromyotonia and axonal neuropathy	HINT1
Neuropathy, hereditary motor and sensory	HK1, IGHMBP2, KIF1A, SLC25A46
Neuropathy, hereditary sensory and autonomic	NGF, PRDM12, RETREG1, WNK1
Giant axonal neuropathy	GAN
Rhabdomyolysis	
Myoglobinuria, acute recurrent	LPIN1
Spasticity	
Spastic paralysis, infantile onset ascending	ALS2
Juvenile primary lateral sclerosis	ALS2
Spastic paraplegia	AP4M1, AP4B1, AP4S1, ATP13A2, ALDH18A1, B4GALNT1, CYP2U1, CYP7B1, DDHD2, DSTYK, FA2H, FARS2, GBA2, GJC2, KIF1A, NT5C2, PLP1, PNPLA6, SPG11, VPS37A, ZFYVE26
Connective tissue conditions	
Ehlers-Danlos syndrome (EDS)	
Ehlers-Danlos syndrome, progeroid type	ADAMTS2, B3GALT6, B4GALT7, PLOD1
Ehlers-Danlos syndrome, musculocontractural type	CHST14
Ehlers-Danlos syndrome with progressive kyphoscoliosis, myopathy, and hearing loss	FKBP14
Vascular conditions	
Polyarteritis nodosa, childhood-onset	ADA2
Meester-Loeys syndrome	BGN



Ocular conditions

Albinism

Hermansky-Pudlak syndrome	HPS1, HPS3, HPS4, HPS5, HPS6
Oculocutaneous albinism	GPR143, LRMDA, OCA2, SLC24A5, SLC45A2, TYR, TYRP1

Dystrophies


Retinal dystrophy, early-onset severe	LRAT, RCBTB1, CFAP410
Macular dystrophy with central cone involvement	MFSD8
Cone-rod dystrophy	AIPL1, C8orf37, CEP78, CNGB3, KCNV2, PDE6C, RPGRIP1, SEMA4A

Microphthalmia


Isolated	ALDH1A3, RAX, VSX2
With coloboma	STRA6, VSX2
Syndromic	STRA6, RARB

Other ocular conditions


Achromatopsia	ATF6, CNGA3, CNGB3, GNAT2
Aphakia	FOXE3
Congenital cataracts	AGK, FYCO1, NHS, TDRD7
Cone-rod synaptic disorder, congenital non-progressive	CABP4
Choroideremia	CHM
Congenital stationary night blindness	GPR179, NYX
Persistent hyperplastic primary vitreous	ATOH7
Macular degeneration (congenital)	CNGB3, RPGR
Leber congenital amaurosis	AIPL1, CEP290, CRB1, GUCY2D, LCA5, LRAT, NMNAT1, RD3, RDH12, RPE65, RPGRIP1, SPATA7, TULP1
Glaucoma (congenital)	CYP1B1
Peters anomaly	CYP1B1
Retinal arterial macroaneurysm with supra-valvular pulmonic stenosis	IGFBP7
Retinitis pigmentosa	AGBL5, AIPL1, C8orf37, CRB1, DHDDS, IFT172, LRAT, MERTK, REEP6, RP2, SEMA4A, SPATA7, TULP1, USH2A
Progressive external ophthalmoplegia	POLG
Brittle cornea syndrome	PRDM5
Corneal opacification and other ocular anomalies	PXDN
Gaze palsy, horizontal, with progressive scoliosis	ROBO3



Foveal hypoplasia, with or without optic nerve misrouting and/or anterior segment dysgenesis	SLC38A8
Optic atrophy	TMEM126A
Skeletal conditions	
Dysplasias	
Spondyloepiphyseal dysplasia with other abnormalities	CHST3, CCN6
Anauxetic dysplasia	POP1, RMRP
Spondyloepimetaphyseal dysplasia	B3GALT6, NANS
Desbuquois dysplasia	CANT1, XYLT1
Schneckenbecken dysplasia	SLC35D1
Short-rib thoracic dysplasia with or without polydactyly	CEP120, DYNC2H1, DYNC2I1 [*] , DYNC2I2 [^] , DYNC2LI1, KIAA0586, TTC21B, WDR35, IFT140, IFT172, IFT80, NEK1 <i>*Formerly known as WDR60</i> <i>^Formerly known as WDR34</i>
Spondylometaphyseal dysplasia, short limb-hand type	DDR2
Spondylo-megaepiphyseal-metaphyseal dysplasia	NKX3-2
Chondrodysplasia, Grebe type	GDF5
Oculodentodigital dysplasia	GJA1
Smith-McCort dysplasia	DYM, RAB33B
Omodysplasia	GPC6
Dyssegmental dysplasia, Silverman-Handmaker type	HSPG2
Cranioectodermal dysplasia	IFT122
Opsismodysplasia	INPPL1
Otospondylomegaepiphyseal dysplasia	COL11A2
Greenberg skeletal dysplasia	LBR
Cleft lip/palate-ectodermal dysplasia syndrome	NECTIN1
Spondylometaphyseal dysplasia with additional abnormalities	PCYT1A, CFAP410
Chondrodysplasia, Blomstrand type	PTH1R
Metaphyseal dysplasia without hypotrichosis	RMRP
Craniolelenticulosutural dysplasia	SEC23A
Langer mesomelic dysplasia	SHOX
De la Chapelle dysplasia	SLC26A2
Diastrophic dysplasia	SLC26A2
Craniofrontonasal dysplasia	EFNB1
Chondrodysplasia punctata, rhizomelic	AGPS, GNPAT, PEX7
Mandibuloacral dysplasia	LMNA



Acromesomelic dysplasia	
Hunter-Thompson type	GDF5
Maroteaux type	NPR2
Demirhan type	BMPR1B
Arthropathies	
Arthropathy, progressive pseudorheumatoid	CCN6
Cranioosteoarthropathy	HPGD
Hypertrophic osteoarthropathy	HPGD
Multicentric osteolysis, nodulosis, and arthropathy	MMP2
Camptodactyly-arthropathy-coxa vara-pericarditis syndrome	PRG4
Short stature and dwarfism	
Multiple joint dislocations, short stature, craniofacial dysmorphism, and congenital heart defects	B3GAT3
Amelogenesis imperfecta and short stature	LTBP3
Microcephalic osteodysplastic primordial dwarfism	PCNT, RNU4ATAC
Short stature, onychodysplasia, facial dysmorphism, and hypotrichosis	POC1A
Short stature, optic nerve atrophy, and Pelger-Huet anomaly	NBAS
Mulibrey nanism	TRIM37
Other skeletal conditions	
3-M syndrome	CCDC8, OBSL1, CUL7
Antley-Bixler syndrome	POR
Hypophosphatasia, infantile	ALPL
Diaphanospondylodysostosis	BMPER
Meier-Gorlin syndrome	CDT1, CDC45, ORC1, ORC6
Osteopetrosis, infantile	CA2, CLCN7, OSTM1, TCIRG1, TNFRSF11A, TNFSF11
Fibrochondrogenesis	COL11A1, COL11A2
Osteogenesis imperfecta, recessive type	CRTAP, FKBP10, P3H1, PPIB, SERPINF1, WNT1
Pycnodysostosis	CTSK
Spondylocostal dysostosis	DLL3, HES7, MESP2
Ellis-van Creveld syndrome	EVC, EVC2
Raine syndrome	FAM20C
Bruck syndrome	FKBP10, PLOD2
Spondylocarpotarsal synostosis syndrome	FLNB



Brachydactyly	GDF5
Geroderma osteodysplasticum	GORAB
Craniosynostosis	IL11RA
Alazami syndrome	LARP7
Schwartz-Jampel syndrome	HSPG2
Stuve-Wiedemann syndrome/Schwartz-Jampel type 2 syndrome	LIFR
Acheiropody	LMBR1
Cenani-Lenz syndactyly syndrome	LRP4
Sclerosteosis	LRP4, SOST
Osteoporosis-pseudoglioma syndrome	LRP5
Orofacial cleft	NECTIN1
Brachyolmia 4 with mild epiphyseal and metaphyseal change	PAPSS2
Carpenter syndrome	RAB23, MEGF8
Baller-Gerold syndrome	RECQL4
RAPADILINO syndrome	RECQL4
Cartilage-hair hypoplasia	RMRP
Robinow syndrome	ROR2
Van den Ende-Gupta syndrome	SCARF2
Frank-ter Haar syndrome	SH3PXD2B
Achondrogenesis	SLC26A2, TRIP11
Atelosteogenesis	SLC26A2
Van Buchem disease	SOST
Kenny-Caffey syndrome	TBCE
Paget disease of bone	TNFRSF11B
Ulna and fibula, absence of, with severe limb deficiency	WNT7A
Fuhrmann syndrome	WNT7A
CODAS syndrome	LONP1
Keutel syndrome	MGP
Steel syndrome	COL27A1